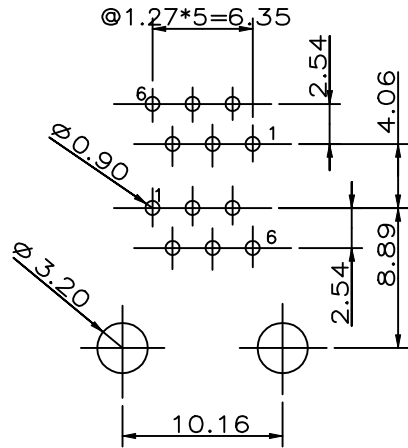
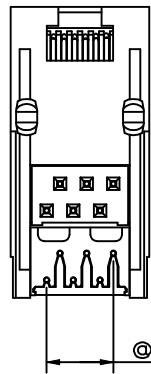
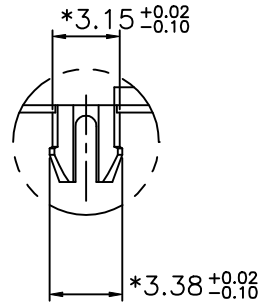
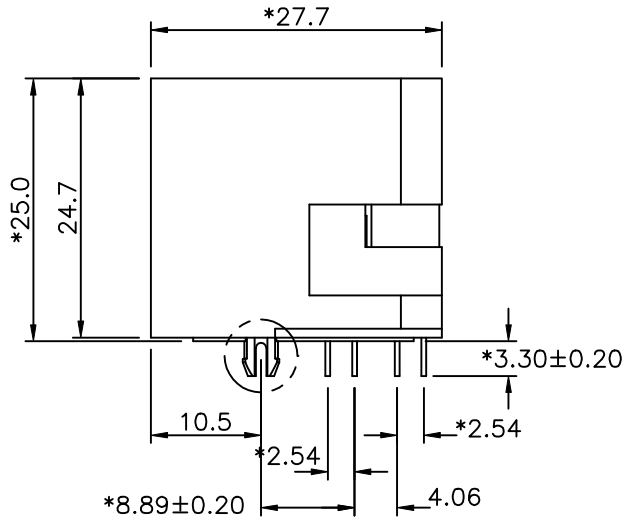
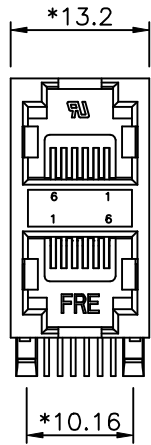


REVISION RECORD				
REV	ECO	DESCRIPTION	DRFT	CHKD



PC BOARD LAYOUT T=1.60MM
COMPONENT SIDE SHOWN

NOTES:

ELECTRICAL:

1. VOLTAGE RATING : 125 VAC RMS.
2. CURRENT RATING : 1.5 AMP.
3. CONTACT RESISTANCE 50 MILLIOHMS MAX.
4. INSULATION RESISTANCE: 1000 MEGOHMS MIN @ 500 VDC.
5. DIELECTRIC STRENGTH 1000 VAC RMS 60Hz, 1MIN.

MECHANICAL:

1. HOUSING MATERIAL : FR52 UL94V-0.
- HOUSING COLOUR : GRAY.
2. CONTACT MATERIAL : PHOSPHOR BRONZE ϕ 0.46mm.
3. PLATING : GOLD PLATING OVER NICKEL.
4. OPERATING LIFE : 750 CYCLES MIN.
5. PCB RETENTION PRE-SOLDER 1 LB MIN.
6. PCB RETENTION POST-SOLDER: 10 LBS MIN.

ENVIRONMENTAL:

1. STORAGE: -40°C TO +85°C.
2. OPERATION: 0°C TO 70°C.
3. WAVE SOLDERING TEMPERATURE: 255°C~265°C(5~10 SECONDS).

MATES WITH MODULAR PLUG CONFORMING TO
FCC PART 68, SUBPART F.

CUL FILE NO. E163191

ROHS PART NUMBER: E596X-010L3X-L

Contact: 6-6C Gold Thickness: 1-3u" 2-6u" 3-15u"
4-4C 4-30u" 5-50u" 6-Pd 20u"

E596X-0100XX-L

DETACHED LISTS		DFTO JAMY DATE 11/18/05		FULL RISE ELECTRONIC CO., LTD	
TOLERANCES EXCEPT AS NOTED	CHKD #	DATE	MFD	DATE	TITLE
.0 ± 0.2	APPVL	DATE	MATERIAL :		RJ11 STACKED PCB JACK (UNSHIELD)
.00 ± 0.15	QTY :		FINISH :		DRAWING NO. GE593A86-LA
.000 ± 0.075	SCALE : 2:1		DO NOT SCALE DRAWING		/PART NO. SEE NOTE
ANGLES ± 0.5					SIZE A3
THIRD ANGLE PROJECTION					REV 0
					SHEET 1 OF 1