

NOTES:

REFERENCE STANDARD IEC60169-11

I. ELECTRICAL PERFORMANCE -

NOMINAL IMPEDANCE :  $50 \pm 2 \Omega$   
 FREQUENCY RANGE : DC-3.0 GHz  
 VSWR : 1.100 MAX.  
 PIM : -160dBc MAX. (2x43dBm)  
 INSERTION LOSS : 0.100 dB MAX. (@ 3.0 GHz)  
 INSULATION RESISTANCE : 5000 M $\Omega$  MIN.  
 D.W.V : 2500 VRMS  
 CONDUCTOR RESISTANCE : OUTER CONDUCTOR 0.5 m $\Omega$  MAX.  
 INNER CONDUCTOR 1.0 m $\Omega$  MAX.

II. MECHANICAL PERFORMANCE -

(NUT) TORQUE : 10-12 N.m  
 (NUT) WHORL PULL : 500 N  
 TENSILE FORCE(CABLE-CONNECTOR) : 500 N  
 TORSION(CABLE-CONNECTOR) : 4.00 N.m

III. MATERIAL AND PLATING -

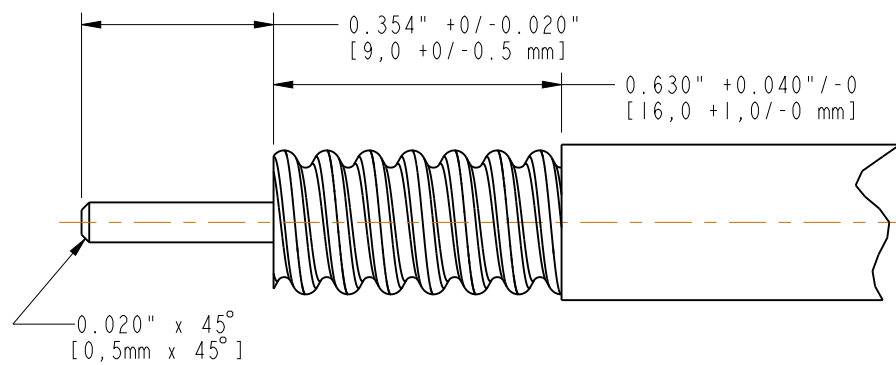
INNER CONDUCTOR : SPRING BRONZE ALLOY, PLATING = Ag (5 $\mu$ m MIN.)  
 OUTER CONDUCTOR : BRASS, PLATING = COPPER-TIN-ZINC (2 $\mu$ m MIN.)  
 NUT : BRASS, PLATING = NI (5 $\mu$ m MIN.)  
 GASKET : SILICONE RUBBER  
 INSULATOR : TPX

IV. ENVIRONMENTAL -

TEMP RANGE : -40°C TO +85°C  
 WEATHER STANDARD : IEC 60068 40/ 085/ 21  
 THERMAL SHOCK : IEC 60068-2-14-NA  
 VIBRATION : IEC 60068-2-6-FC  
 SHOCK : IEC 60068-2-27  
 WATERPROOFING STANDARD : IP68

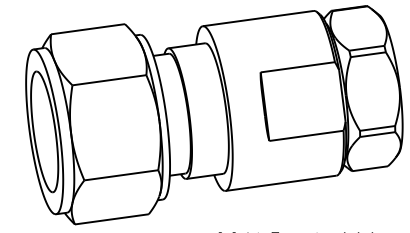
V. ASSEMBLY : INNER AND OUTER CONDUCTOR INSTALLED

VI. ROHS COMPLIANT

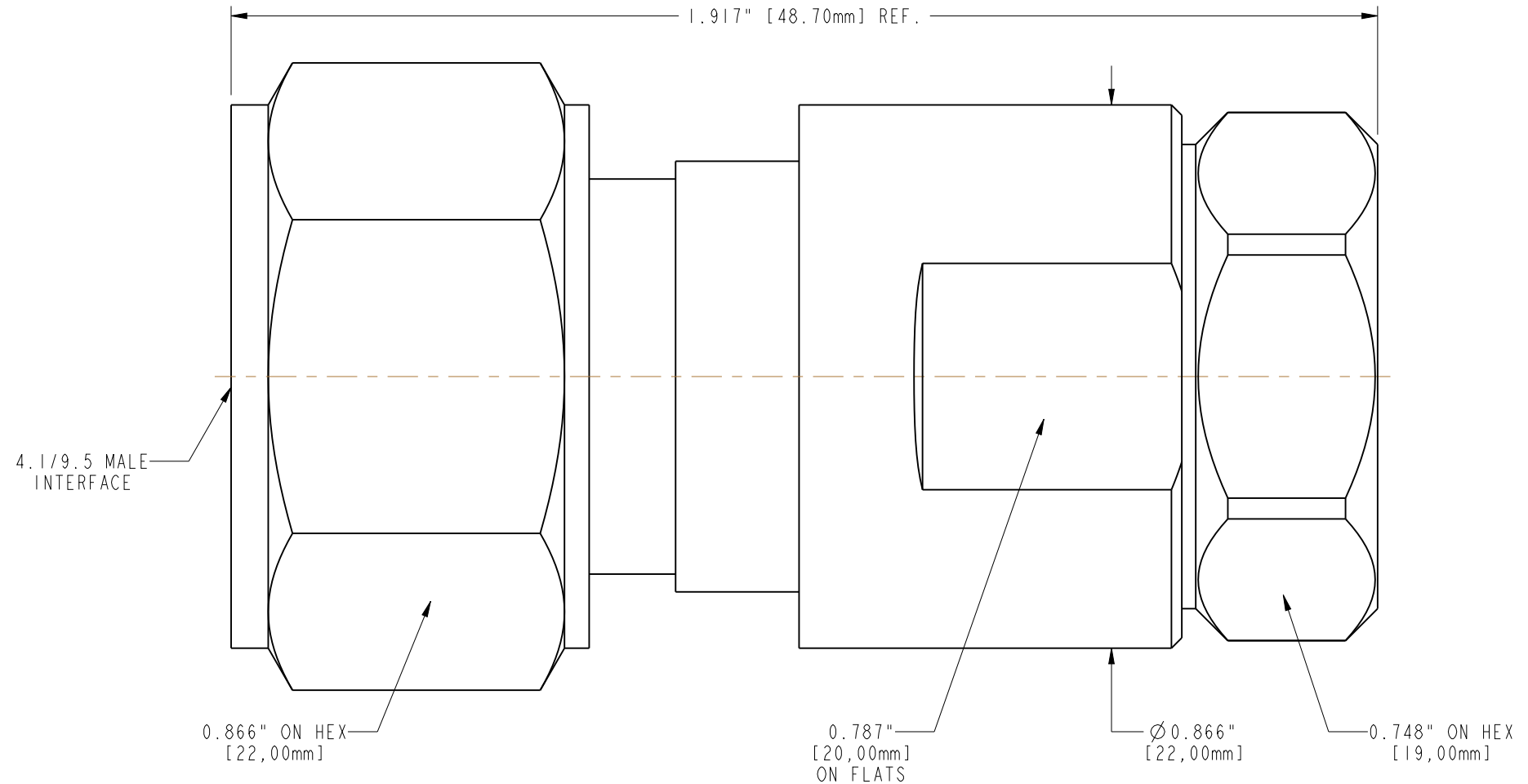


RECOMMENDED CABLE STRIPPING DIMENSIONS

332110	REVISIONS				
DRAWING NO.	REV	DESCRIPTION	DATE	ECO	APPR
THIRD ANGLE PROJ.	A	RELEASE TO MFG.	14-Oct-13	--	MB/BCG



SCALE 1.000



**CUSTOMER OUTLINE DRAWING**

ALL OTHER SHEETS ARE FOR INTERNAL USE ONLY

UNLESS OTHERWISE SPECIFIED, DIMENSIONS ARE IN INCHES AND TOLERANCES ARE: 2 PLACE DECIMAL ±.015 (0,381 mm) 3 PLACE DECIMAL ±.005 (0,127 mm) ANGLES ± 1°	MATERIAL	DRAWN	DATE	TITLE	Amphenol Connex
	SEE NOTES	MOHAN	12-Sep-13	4.1/9.5 MALE FOR 1/2" HELICAL CABLE	
NOTICE - These drawings, specifications, or other data (1) are, and remain the property of Amphenol Corp. (2) must be returned upon request; and (3) are confidential and not to be disclosed to any person other than those to whom they are given by Amphenol Corp. The furnishing of these drawings, specifications, or other data by Amphenol Corp., or to any other person to anyone for any purpose is not to be regarded by implication or otherwise in any manner licensing, granting rights or permitting such holder or any other person to manufacture, use or sell any product, process or design, patented or otherwise, that may in any way be related to or disclosed by said drawings, specifications, or other data.	REFERENCE	ENGINEER	DATE	SCALE: 4.0:1 SHEET 1 OF 1	
		MOHAN	12-Sep-13		
		APPROVED	DATE		
	B.C. GLEISSNER	14-Oct-13			
	CAD FILE	DWG SIZE		DRAWING NO.	REV
		B		332110	A