

Solid-state relay module - EMG 17-OV-220DC/240AC/3 - 2954264

Please be informed that the data shown in this PDF Document is generated from our Online Catalog. Please find the complete data in the user's documentation. Our General Terms of Use for Downloads are valid (<http://phoenixcontact.com/download>)



Power solid-state relay, with LED and protective circuit in input and output circuits, input: 220 V DC, output: 48 - 280 V AC/max. 3 A


The illustration shows version EMG 17-OV, with AC voltage output, max. 3 A

Product Features

- RC protective circuit
- Protective circuit in input and output
- EMG-17-OV, short-circuit-proof with indicator LED
- Electrical isolation
- Status indicator
- Zero voltage switch



Key commercial data

Packing unit	1 pc
GTIN	 4 017918 084929
Weight per Piece (excluding packing)	95.38 GRM
Custom tariff number	85364900
Country of origin	Germany

Technical data

Dimensions

Width	17.5 mm
Height	75 mm
Depth	102 mm

Solid-state relay module - EMG 17-OV-220DC/240AC/3 - 2954264

Technical data

Ambient conditions

Ambient temperature (operation)	-20 °C ... 60 °C
Ambient temperature (storage/transport)	-20 °C ... 70 °C
Degree of protection	IP20

Input data

Nominal input voltage U_N	220 V DC
Input voltage range in reference to U_N	0.8 ... 1.2
Switching threshold "0" signal in reference to U_N	≤ 0.4
Switching threshold "1" signal in reference to U_N	≥ 0.8
Typical input current at U_N	4.7 mA
Typical response time	10 ms
Typical turn-off time	10 ms
Operating voltage display	Yellow LED
Type of protection	Protection against polarity reversal
	Surge protection
Protective circuit/component	Polarity protection diode
	Varistor
Transmission frequency	25 Hz

Output data

Output nominal voltage	240 V AC
Output voltage range	48 V AC ... 280 V AC (50 Hz ... 60 Hz)
Limiting continuous current	3 A (see derating curve)
Min. load current	50 mA
Leakage current	4 mA (in off state)
Surge current	160 A ($t = 10$ ms)
Max. load value	$128 \text{ A}^2\text{s}$ ($I^2 \times t$ where $t = 10$ ms)
Peak offstate voltage	600 V (Periodic peak reverse voltage)
Voltage drop at max. limiting continuous current	≤ 1 V
Output circuit	2-wire, floating
Type of protection	RC element
	Surge protection
Protective circuit/component	RC element
	Varistor

Connection data

Connection method	Screw connection
Stripping length	8 mm

Solid-state relay module - EMG 17-OV-220DC/240AC/3 - 2954264

Technical data

Connection data

Screw thread	M3
Conductor cross section solid min.	0.2 mm ²
Conductor cross section solid max.	4 mm ²
Conductor cross section stranded min.	0.2 mm ²
Conductor cross section stranded max.	2.5 mm ²
Conductor cross section AWG/kcmil min.	24
Conductor cross section AWG/kcmil max	12

General

Test voltage input/output	3.5 kV AC
	3.5 kV AC
Mounting position	Horizontal
Assembly instructions	In rows with zero spacing
Operating mode	100% operating factor
Inflammability class according to UL 94	V0
Standards/regulations	IEC 60664
	EN 50178
	IEC 62103
Rated surge voltage / insulation	Basic insulation
Pollution degree	2
Surge voltage category	III

Classifications

eCl@ss

eCl@ss 4.0	27371102
eCl@ss 4.1	27371102
eCl@ss 5.0	27371001
eCl@ss 5.1	27371001
eCl@ss 6.0	27371001
eCl@ss 7.0	27371001
eCl@ss 8.0	27371001

ETIM

ETIM 2.0	EC001504
ETIM 3.0	EC001504
ETIM 4.0	EC001504
ETIM 5.0	EC001504

Solid-state relay module - EMG 17-OV-220DC/240AC/3 - 2954264

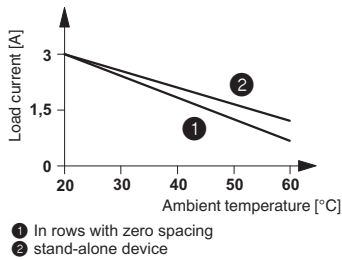
Classifications

UNSPSC

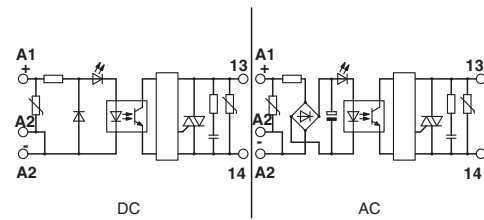
UNSPSC 6.01	30211916
UNSPSC 7.0901	39121542
UNSPSC 11	39121542
UNSPSC 12.01	39121542
UNSPSC 13.2	39121542

Drawings

Diagram



Circuit diagram



Circuit diagram

