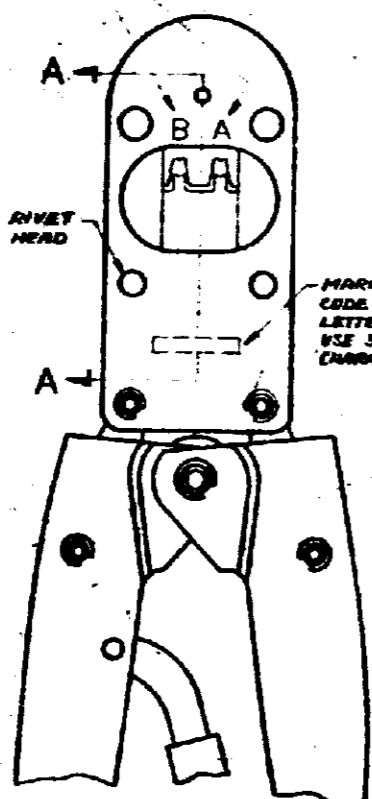
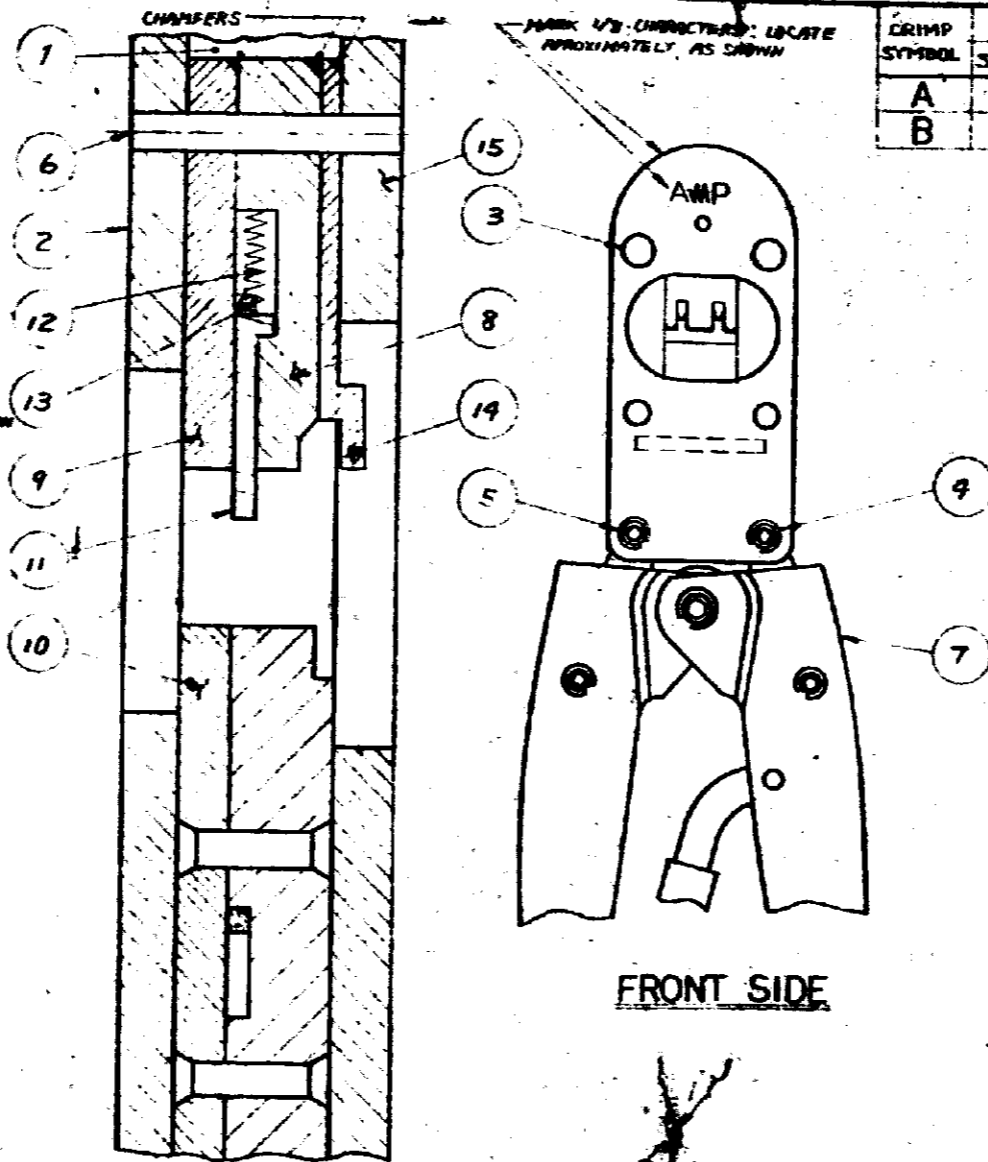


USED ON  
170370



REAR SIDE



FRONT SIDE

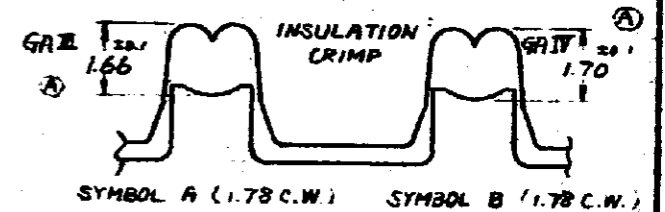
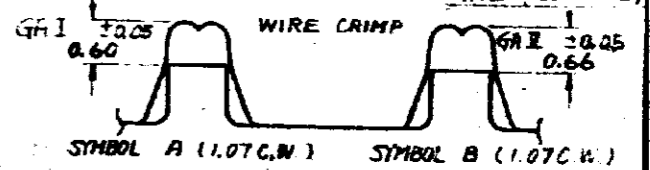
SECTION A-A

MARK CRIMP SYMBOL USE 3/32 CHARACTERS

MARK DATE CODE & REVISION LETTER USE 3/32 CHARACTERS

MARK 1/8 CHARACTERS LOCATE APPROXIMATELY AS SHOWN

CRIMP SYMBOL	TERMINAL		WIRE RANGE	INS. RANGE	TERM. SPECS.	IS NO.	HANDLE FORCE	CODE	BASE NO.
	STRIP NO.	L.P. NO.							
A	170370	170370	1.0-1.3	1.0-1.3	14-5051-15-09AJ	14-20	GAI	289016-138	
B	170370	170370	1.2-1.5	1.2-1.5	14-5051-15-09AT		GAI	289016-138	



THIS INFORMATION IS CONFIDENTIAL AND IS TO BE CONTAINED TO YOU OR ANYONE THAT YOU FURTHER DISCLOSE IT TO ANY OTHER PERSON OR ENTITY WITHOUT THE WRITTEN AUTHORIZATION OF THE ORIGINAL SOURCE OF THIS INFORMATION. THE INFORMATION IS NOT TO BE RELEASED TO ANY OTHER PERSON OR ENTITY WITHOUT THE WRITTEN AUTHORIZATION OF THE ORIGINAL SOURCE OF THIS INFORMATION.

1	125072-3	PLATE - SIDE (LARGE WINDOW)	15
1	722565-3	SUPPORT UPPER	14
2	125145-1	EJECTER	13
2	305182	SPRING	12
1	724666-1	LOCATOR	11
1	724664-1	SUBASSY - ANVIL	10
1	724665-1	INSERT - UPPER INSULATION	9
1	722562-3	INSERT - UPPER WIRE	8
1	125005-6	SUBASSY - HANDLE	7
1	21028-5	PIN - ROLL	6
4	720660-3	RING - RETAINING	5
2	304553	PIN - RETAINING	4
4	304555-2	PIVET	3
1	125072-4	PLATE - SIDE (SMALL WINDOW)	2
1	304567-2	HEAD - U	1

REV.	DESCRIPTION	DATE	BY
B	ADD TERM. SPEC	J80-5813	
A	REVISED 1.66 1.70 WIRE	J80-5817	
0	RELEASED		

DESCRIPTION	QTY	UNIT
REQUIRED PER ASSEMBLY		

DWG. NUMBER: 724663

NAME: STRAIGHT ACTION HAND TOOL ASS'Y

SCALE: 1-1

DATE: J 80-5813

BY: J. B.

REV. B

AMP (Japan), Ltd. TOKYO, JAPAN