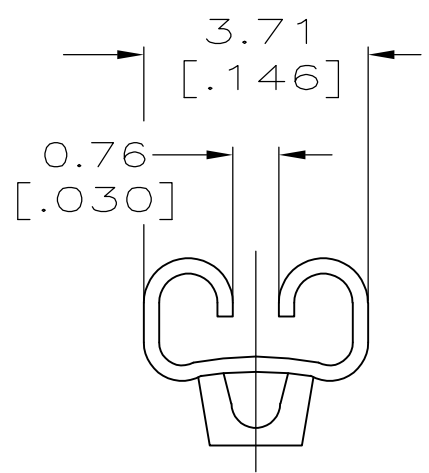
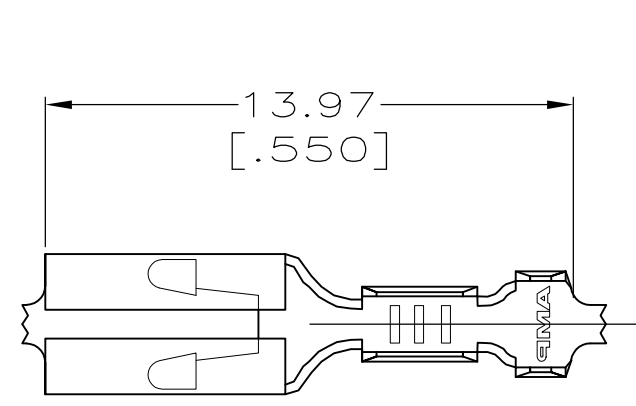


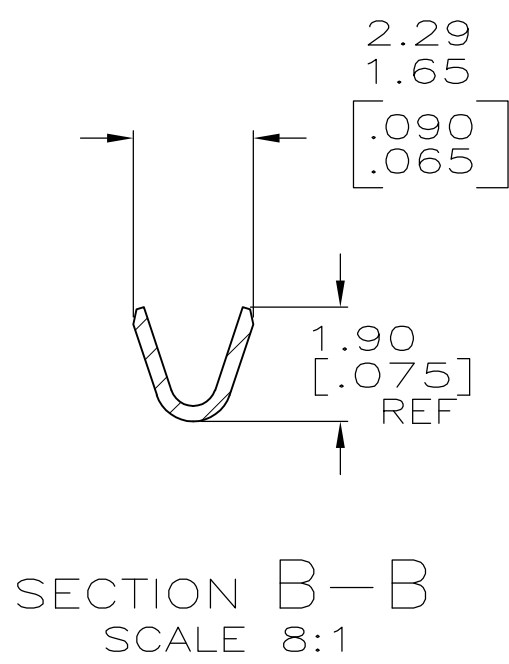
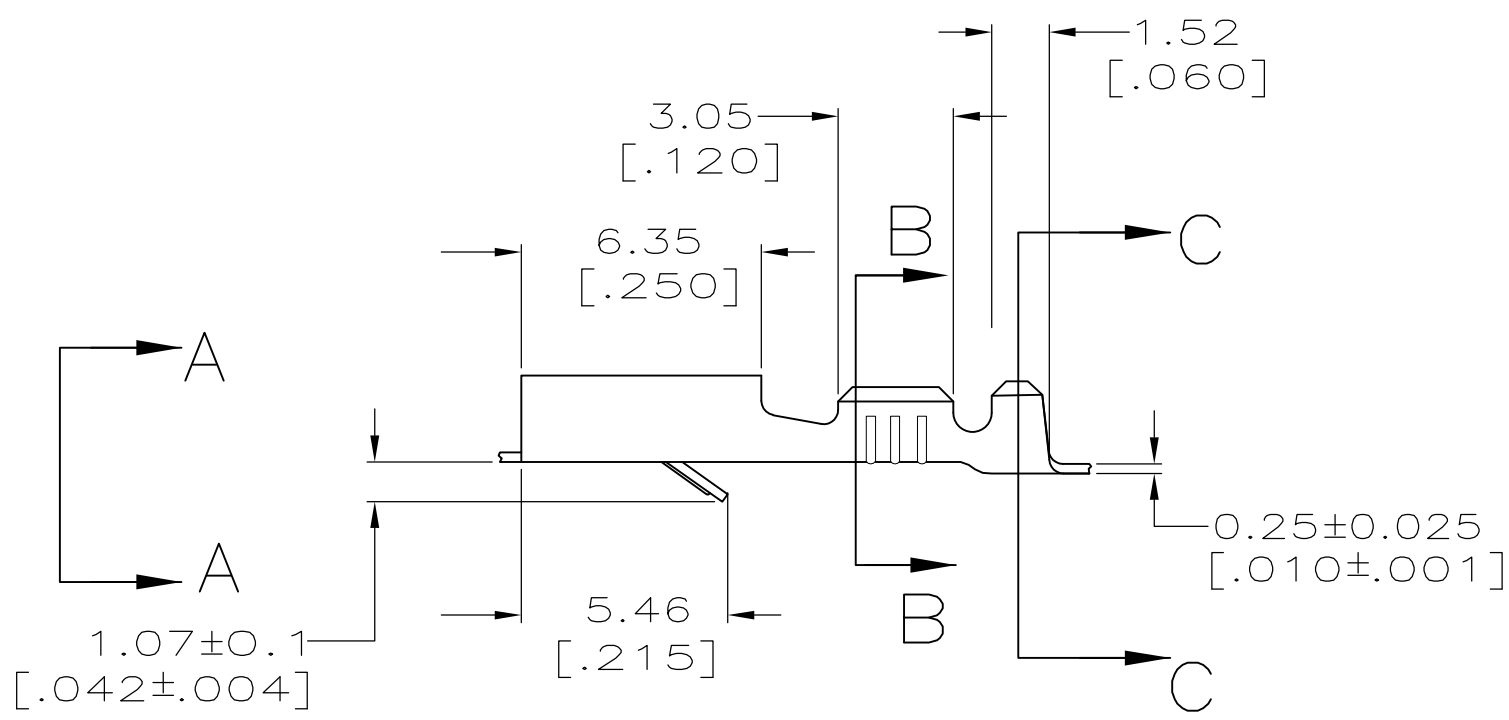
THIS DRAWING IS UNPUBLISHED. RELEASED FOR PUBLICATION
 © COPYRIGHT - By - ALL RIGHTS RESERVED.

LOC	DIST	REVISIONS			
P	LTR	DESCRIPTION	DATE	DWN	APVD
AF	50	J3	REVISED PER ECO-11-005027	11MAR11	RK HMR

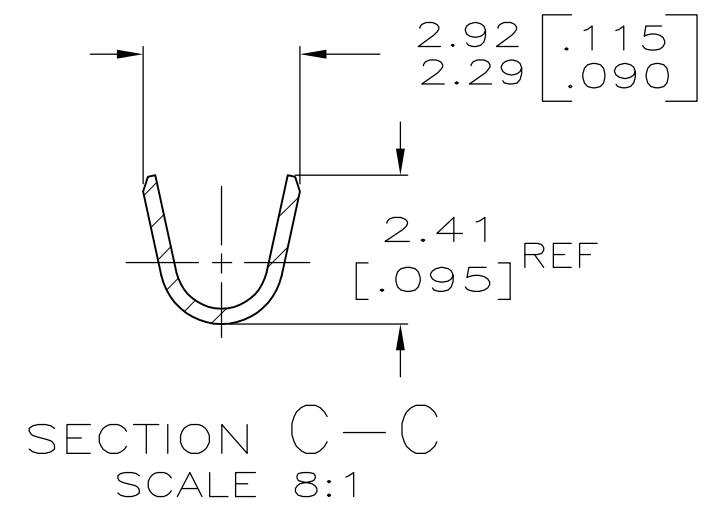


- 1 CONTINUOUS STRIP ON REELS.
- 2 MATING TAB THK TO BE 0.81 ± 0.025 [.032 ± .001].
- 3 WIRE SIZE IS [#24-#20] AWG.
- 4 INSULATION RANGE IS 1.27-2.03 [.050-.080] DIA.

VIEW A-A
SCALE 8:1



SECTION B-B
SCALE 8:1



SECTION C-C
SCALE 8:1

OBSOLETE

-	1217281-3
PRE-TIN	1217281-2
0.002032 [.000080] MIN TIN	1217281-1
FINISH	PART NO.

TYPE	WIDTH	STRIP LENGTH ±0.38 ±[.015]	TYPE	WIDTH	±.051[±.002] HEIGHT	WIRE
F	2.29 [.090]	3.96 [.156]	F	1.40 [.055]	1.02[.040]	[#20]
					0.91[.036]	[#22]
					0.84[.033]	[#24]
INSUL BARREL CRIMP			WIRE BARREL CRIMP			

THIS DRAWING IS A CONTROLLED DOCUMENT.

DIMENSIONS: mm[INCHES]	TOLERANCES UNLESS OTHERWISE SPECIFIED:	DWN JR RUTH 29NOV99	TE Connectivity
	0 PLC ± -	CHK MS FEHER 29NOV99	
	1 PLC ± -	APVD D BRATINA 29NOV99	
	2 PLC ± 0.38 [.015]	NAME	
	3 PLC ± -	RECEPTACLE, FASTIN-FASTON, 2.79 [.110] SERIES	
	4 PLC ± -	PRODUCT SPEC	
	ANGLES ± -	APPLICATION SPEC	
MATERIAL H04 BRASS	FINISH SEE TABLE	114-2065	SIZE A3
		WEIGHT -	CAGE CODE 00779
		CUSTOMER DRAWING	DRAWING NO C-1217281
			RESTRICTED TO -
			SCALE 5:1
			SHEET 1 OF 1
			REV J3