

Printed-circuit board connector - PC 5/ 6-STF1-7,62 - 1777875

Please be informed that the data shown in this PDF Document is generated from our Online Catalog. Please find the complete data in the user's documentation. Our General Terms of Use for Downloads are valid (<http://phoenixcontact.com/download>)

Plug component, Nominal current: 41 A, Rated voltage (III/2): 1000 V, Number of positions: 6, Pitch: 7.62 mm, Connection method: Screw connection, Color: green, Contact surface: Tin



Product Features

- Unlimited 600 V UL approval
- CP-PC coding profile as protection against mismatching
- Maximum contact reliability due to integrated double steel spring
- Automatic, tool-free snap-lock mechanism using the Click and Lock system (-STCL); high level of safety even in the event of vibrations
- High-capacity plugs with a current carrying capacity of 41 A and a connection capacity of 6 mm², stranded/10 mm², solid



Key commercial data

| | |
|--------------------------------------|----------|
| Packing unit | 1 pc |
| Minimum order quantity | 50 pc |
| Weight per Piece (excluding packing) | 29.0 GRM |
| Custom tariff number | 85366990 |
| Country of origin | Germany |

Technical data

Dimensions

| | |
|-------------|---------|
| Length | 35.5 mm |
| Height | 19.7 mm |
| Pitch | 7.62 mm |
| Dimension a | 38.1 mm |

General

| | |
|-----------------------------|--------------|
| Range of articles | PC 5/..-STF1 |
| Insulating material group | I |
| Rated surge voltage (III/3) | 8 kV |

Printed-circuit board connector - PC 5/ 6-STF1-7,62 - 1777875

Technical data

General

| | |
|---|-------------------|
| Rated surge voltage (III/2) | 8 kV |
| Rated surge voltage (II/2) | 6 kV |
| Rated voltage (III/3) | 1000 V |
| Rated voltage (III/2) | 1000 V |
| Rated voltage (II/2) | 1000 V |
| Nominal current I _N | 41 A |
| Nominal cross section | 6 mm ² |
| Maximum load current | 41 A |
| Insulating material | PA |
| Inflammability class according to UL 94 | V0 |
| Internal cylindrical gage | A4 |
| Stripping length | 10 mm |
| Number of positions | 6 |
| Screw thread | M3 |
| Tightening torque, min | 0.5 Nm |
| Tightening torque max | 0.8 Nm |

Connection data

| | |
|---|----------------------|
| Conductor cross section solid min. | 0.2 mm ² |
| Conductor cross section solid max. | 10 mm ² |
| Conductor cross section stranded min. | 0.2 mm ² |
| Conductor cross section stranded max. | 6 mm ² |
| Conductor cross section stranded, with ferrule without plastic sleeve min. | 0.25 mm ² |
| Conductor cross section stranded, with ferrule without plastic sleeve max. | 6 mm ² |
| Conductor cross section stranded, with ferrule with plastic sleeve min. | 0.25 mm ² |
| Conductor cross section stranded, with ferrule with plastic sleeve max. | 4 mm ² |
| Conductor cross section AWG/kcmil min. | 24 |
| Conductor cross section AWG/kcmil max | 10 |
| 2 conductors with same cross section, solid min. | 0.2 mm ² |
| 2 conductors with same cross section, solid max. | 2.5 mm ² |
| 2 conductors with same cross section, stranded min. | 0.2 mm ² |
| 2 conductors with same cross section, stranded max. | 4 mm ² |
| 2 conductors with same cross section, stranded, ferrules without plastic sleeve, min. | 0.25 mm ² |
| 2 conductors with same cross section, stranded, ferrules without plastic sleeve, max. | 1.5 mm ² |
| 2 conductors with same cross section, stranded, TWIN ferrules with plastic sleeve, min. | 0.25 mm ² |

Printed-circuit board connector - PC 5/ 6-STF1-7,62 - 1777875

Technical data

Connection data

| | |
|---|---------------------|
| 2 conductors with same cross section, stranded, TWIN ferrules with plastic sleeve, max. | 2.5 mm ² |
| Minimum AWG according to UL/CUL | 24 |
| Maximum AWG according to UL/CUL | 8 |

Classifications

eCl@ss

| | |
|------------|----------|
| eCl@ss 4.0 | 27141109 |
| eCl@ss 4.1 | 27141109 |
| eCl@ss 5.0 | 27141190 |
| eCl@ss 5.1 | 27141190 |
| eCl@ss 6.0 | 27261101 |
| eCl@ss 7.0 | 27440402 |
| eCl@ss 8.0 | 27440309 |

ETIM

| | |
|----------|----------|
| ETIM 3.0 | EC001121 |
| ETIM 4.0 | EC002643 |
| ETIM 5.0 | EC002638 |

UNSPSC

| | |
|---------------|----------|
| UNSPSC 6.01 | 30211801 |
| UNSPSC 7.0901 | 39121432 |
| UNSPSC 11 | 39121432 |
| UNSPSC 12.01 | 39121432 |
| UNSPSC 13.2 | 39121432 |

Approvals

Approvals

Approvals

UL Recognized / cUL Recognized / GOST / GOST / cULus Recognized

Ex Approvals

Printed-circuit board connector - PC 5/ 6-STF1-7,62 - 1777875

Approvals

Approvals submitted

Approval details

| | | |
|--------------------------------|-------|-------|
| UL Recognized | | |
| | B | C |
| mm ² /AWG/kcmil | 24-8 | 24-8 |
| Nominal current I _N | 41 A | 41 A |
| Nominal voltage U _N | 600 V | 600 V |

| | | |
|--------------------------------|-------|-------|
| cUL Recognized | | |
| | B | C |
| mm ² /AWG/kcmil | 24-8 | 24-8 |
| Nominal current I _N | 41 A | 41 A |
| Nominal voltage U _N | 600 V | 600 V |

| | | |
|------|--|--|
| GOST | | |
|------|--|--|

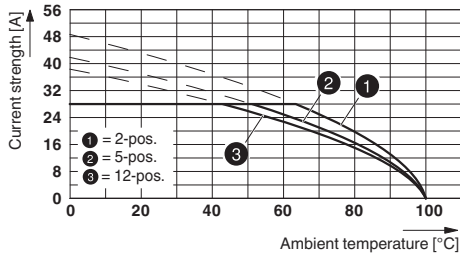
| | | |
|------|--|--|
| GOST | | |
|------|--|--|

| | | |
|------------------|--|--|
| cULus Recognized | | |
|------------------|--|--|

Drawings

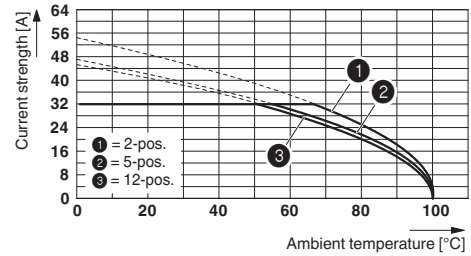
Printed-circuit board connector - PC 5/ 6-STF1-7,62 - 1777875

Diagram



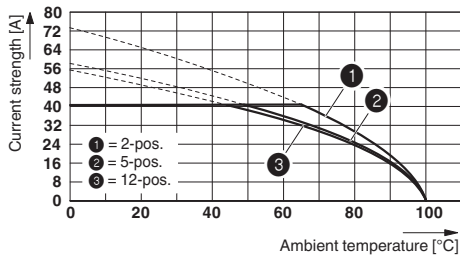
Derating curve for: PC 5/...-STF1-7,62 with PC 4/...-G-7,62
Conductor cross section: 4 mm²

Diagram



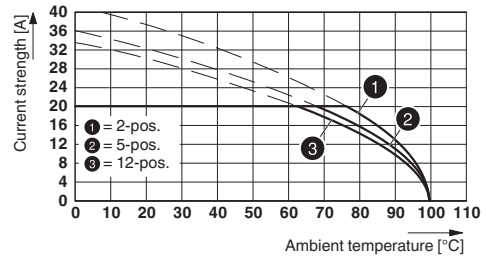
Derating curve for: PC 5/...-STF1-7,62 with PC 5/...-G-7,62
Conductor cross section: 6 mm²

Diagram



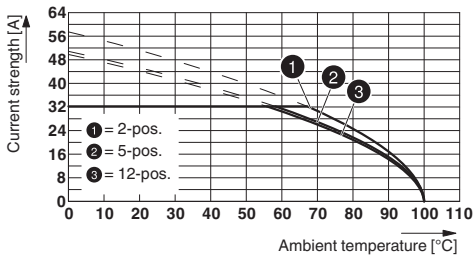
Derating curve for: PC 5/...-STF1-7,62 with PC 5/...-G-7,62
Conductor cross section: 10 mm²

Diagram



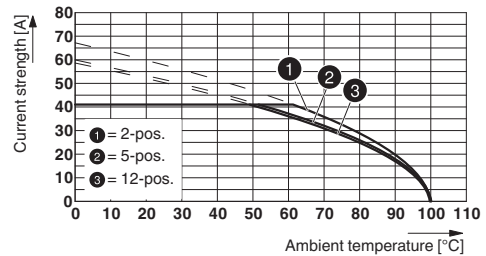
Type: PC 5/...-STF1-7,62 with PCVK 4-7,62 and PCVK 4-7,62-F

Diagram



Type: PC 5/...-ST(F)1-7,62 with PC 5/...-GU(F)-7,62
Conductor cross section: 6 mm²

Diagram



Type: PC 5/...-ST(F)1-7,62 with PC 5/...-G(F)U-7,62
Conductor cross section: 10 mm²

Printed-circuit board connector - PC 5/ 6-STF1-7,62 - 1777875

Dimensioned drawing

