


KDS10-PE/SO

Order No.: 1704062

<http://eshop.phoenixcontact.de/phoenix/treeViewClick.do?UID=1704062>

PC terminal block, Nominal current: 76 A, Nom. voltage: 630 V, Pitch: 10 mm, Number of positions: 1, Type of connection: Screw connection, Mounting: Soldering, Conductor/PCB connection direction: 0 °, Color: green-yellow, The article can be aligned to create different nos. of positions!

Commercial data

| | |
|--------------------------|--|
| GTIN (EAN) |  4 017918 023195 |
| sales group | E530 |
| Pack | 50 pcs. |
| Customs tariff | 85369010 |
| Catalog page information | Page 331 (CC-2009) |

Product notes

WEEE/RoHS-compliant since:
01/01/2003



<http://www.download.phoenixcontact.com>
Please note that the data given here has been taken from the online catalog. For comprehensive information and data, please refer to the user documentation. The General Terms and Conditions of Use apply to Internet downloads.

Technical data

Dimensions / positions

| | |
|--------|---------|
| Length | 36.8 mm |
| Pitch | 10 mm |

| | |
|------------------------|------------|
| Number of positions | 1 |
| Pin dimensions | 1 x 0,9 mm |
| Hole diameter | 1.4 mm |
| Screw thread | M4 |
| Tightening torque, min | 1.2 Nm |
| Tightening torque max | 1.5 Nm |

Technical data

| | |
|------------------------------------|--|
| Range of articles | KDS10-PE |
| Insulating material group | I |
| Rated surge voltage (III/3) | 4 kV |
| Rated surge voltage (III/2) | 4 kV |
| Rated surge voltage (II/2) | 4 kV |
| Rated voltage (III/3) | 630 V |
| Rated voltage (III/2) | 630 V |
| Rated voltage (II/2) | 1000 V |
| Connection in acc. with standard | EN-VDE |
| Nominal current I_N | 76 A |
| Nominal cross section | 16 mm ² |
| Maximum load current | 76 A (with 16 mm ² conductor cross section) |
| Insulating material | PA |
| Inflammability class acc. to UL 94 | V0 |
| Internal cylindrical gage | B6 |
| Stripping length | 12 mm |

Connection data

| | |
|--|---------------------|
| Conductor cross section solid min. | 0.5 mm ² |
| Conductor cross section solid max. | 16 mm ² |
| Conductor cross section stranded min. | 0.5 mm ² |
| Conductor cross section stranded max. | 10 mm ² |
| Conductor cross section stranded, with ferrule without plastic sleeve min. | 0.5 mm ² |
| Conductor cross section stranded, with ferrule without plastic sleeve max. | 10 mm ² |
| Conductor cross section stranded, with ferrule with plastic sleeve min. | 0.5 mm ² |
| Conductor cross section stranded, with ferrule with plastic sleeve max. | 10 mm ² |

| | |
|---|---------------------|
| Conductor cross section AWG/kcmil min. | 24 |
| Conductor cross section AWG/kcmil max | 14 |
| 2 conductors with same cross section, solid min. | 0.5 mm ² |
| 2 conductors with same cross section, solid max. | 4 mm ² |
| 2 conductors with same cross section, stranded min. | 0.5 mm ² |
| 2 conductors with same cross section, stranded max. | 4 mm ² |
| 2 conductors with same cross section, stranded, ferrules without plastic sleeve, min. | 0.5 mm ² |
| 2 conductors with same cross section, stranded, ferrules without plastic sleeve, max. | 2.5 mm ² |
| 2 conductors with same cross section, stranded, TWIN ferrules with plastic sleeve, min. | 0.5 mm ² |
| 2 conductors with same cross section, stranded, TWIN ferrules with plastic sleeve, max. | 6 mm ² |
| Minimum AWG according to UL/CUL | 24 |
| Maximum AWG according to UL/CUL | 6 |

Certificates / Approvals



Certification

CSA, CUL, GL, GOST, UL

Accessories

| Item | Designation | Description |
|------|-------------|-------------|
|------|-------------|-------------|

Assembly

| | | |
|---------|----------|--|
| 1701065 | RZ-KDS10 | Pitch spacer, raises the pitch by 2.5 mm, interlocks with terminal block of the same shape, color: green |
|---------|----------|--|

Bridges

| | | |
|---------|-----------|--|
| 0203276 | FBI 10-10 | Fixed bridge, Number of positions: 10, Color: silver |
|---------|-----------|--|

Marking

| | | |
|---------|-----------------------|---|
| 1053014 | ZB10,LGS:FORTL.ZAHLEN | Zack strip, 10-section, printed horizontally: with the numbers, 1-10, 11-20 etc. up to 991-1000, color: white |
|---------|-----------------------|---|

Plug/Adapter

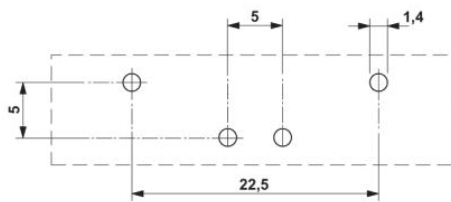
| | | |
|---------|-----------|--------------------------------------|
| 0303299 | PSB 4/7/6 | Female test connector, Color: silver |
|---------|-----------|--------------------------------------|

Tools

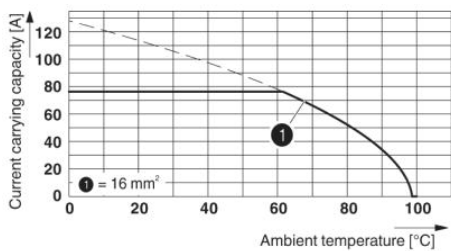
| | | |
|---------|-----------------|--|
| 1205066 | SZS 1,0X4,0 VDE | Screwdriver, bladed, VDE insulated, size: 1.0 x 4.0 x 100 mm, 2-component grip, with non-slip grip |
|---------|-----------------|--|

Diagrams/Drawings

Drilling plan/solder pad geometry

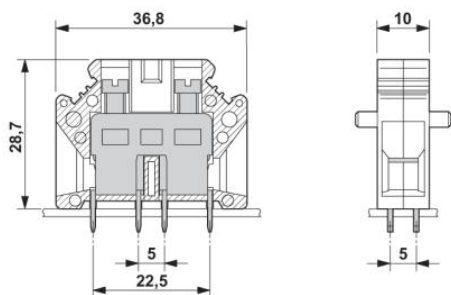


Diagram



Type: KDS 10
 Test following DIN EN 60512-5-2:2003-01
 Reduction factor = 1
 No. of positions: 5

Dimensioned drawing



Address

PHOENIX CONTACT Deutschland GmbH
Flachmarktstr. 8
32825 Blomberg, Germany
Phone +49 5235 3 12000
Fax +49 5235 3 41200
<http://www.phoenixcontact.de>



© 2011 Phoenix Contact
Technical modifications reserved;