

Contact insert - HC-B 16-I-DT-M - 1648254

Please be informed that the data shown in this PDF Document is generated from our Online Catalog. Please find the complete data in the user's documentation. Our General Terms of Use for Downloads are valid (<http://download.phoenixcontact.com>)



HEAVYCON male insert, B16 series, 16-pos., Push-in connection



Key commercial data

Packing unit	1 1
Weight per Piece (excluding packing)	98.94 GRM
Custom tariff number	85366990
Country of origin	China

Technical data

General

Note	For HEAVYCON-ADVANCE housing of B16 type and HEAVYCON housing of B32 type. Coding using the CP-HC (1686478) coding profile. HC-B6.../ HC-B10... for two coding profiles. HC-B16.../ HC-B24... for 4 coding profiles. Connectors may be operated only when there is no load/ voltage.
Connection method	Push-in connection
Pollution degree	3
Surge voltage category	III
Constructional and testing regulations	DIN EN 61984
	DIN EN 60664
	IEC 60352
Number of positions	16+PE
Insertion/withdrawal cycles	≥ 500
Design	B16
Conductor cross section	0.5 mm ² ... 2.5 mm ²
Connection cross section AWG	20 ... 14
Stripping length of the individual wire	10 mm (13 mm if ferrules are used)

Contact insert - HC-B 16-I-DT-M - 1648254

Technical data

General

Assembly instructions	1) For single-stranded litz wires. For stranded wires use ferrules: 0.5 mm ² ... 2.5 mm ² with / without insulating collar, length: 10 mm. 2) SZF0-0.4x2.5 screwdriver (similar to DIN 5264).
Connection	For housings of type B16. Connectors may be operated only when there is no load/voltage. Coding also using the CP-HC (1686478) coding profiles. HC-B6../ HC-B10..for two coding profiles. HC-B16../ HC-B24..for four coding profiles. Mounting/removing the 0.5 - 0.75 mm ² wires using screwdriver.

Ambient conditions

Ambient temperature (operation)	-40 °C ... 125 °C (including heating up of contacts)
---------------------------------	--

Material data

Inflammability class according to UL 94	V0
Contact material	Copper alloy
Contact surface material	Ag
Contact carrier material	PA

Electrical characteristics

Rated voltage (III/3)	500 V
Rated surge voltage	6 kV
Rated current	16 A

Classifications

eCl@ss

eCl@ss 4.0	272607xx
eCl@ss 4.1	27260701
eCl@ss 5.0	27143424
eCl@ss 5.1	27143424
eCl@ss 6.0	27143424
eCl@ss 7.0	27440209
eCl@ss 8.0	27440209

ETIM

ETIM 3.0	EC000438
ETIM 4.0	EC000438
ETIM 5.0	EC000438

UNSPSC

UNSPSC 6.01	30211923
-------------	----------

Contact insert - HC-B 16-I-DT-M - 1648254

Classifications

UNSPSC

UNSPSC 7.0901	39121522
UNSPSC 11	39121522
UNSPSC 12.01	39121522
UNSPSC 13.2	39121522

Approvals

Approvals


Approvals


CSA / UL Recognized / cUL Recognized / cULus Recognized

Ex Approvals

Approvals submitted

Approval details

CSA 	
mm ² /AWG/kcmil	22-14
Nominal current I _N	13 A
Nominal voltage U _N	600 V

UL Recognized 	
mm ² /AWG/kcmil	22-14
Nominal current I _N	13 A
Nominal voltage U _N	600 V

Contact insert - HC-B 16-I-DT-M - 1648254

Approvals

cUL Recognized	
mm ² /AWG/kcmil	22-14
Nominal current I _N	13 A
Nominal voltage U _N	600 V

cULus Recognized	
------------------	--

Accessories

Accessories

Adapter plate

Adapter plate - HC-B 24-ADP-B 16-GY - 1660449



HEAVYCON adapter plate, type B24 on B16, for panel cutouts of type B24, gray

Coding element

Coding profile - CP-HC - 1686478



Encoding profile, 4 encoding profiles per strip, 40 strips per unit pack, for insertion in encoding grooves

Coding element - HC-CBU - 1676860



Coding socket for coding up to 16 connectors

Contact insert - HC-B 16-I-DT-M - 1648254

Accessories

Coding bolt - HC-CB - 1772722



Coding pin, prevents mismating of up to six connectors with an identical number of positions

Coding element - HC-CST - 1676857



Coding peg for coding up to 16 connectors

Docking frame

Docking frames - HC-B 16-ANDOCK - 1586138



Docking frame for racks, for contact inserts of B16 type, with four M5 flat headed screws, rack balance x/y axis +/- 1.5 mm

Mounting material

Mounting material - HC-B-PES - 1604997



PE screw, for contact inserts HC-B / HC-BB / HC-DD / HC-D40 / HC-D64

Contact insert - HC-B 16-I-DT-M - 1648254

Accessories

PE multiplier - HC-B-3PE - 1644326



PE multiplier, for three PE connections, for HC-B (besides HC-B..E..ZZ) / HC-BB / HC-DD / HC-D40 / HC-D64 contact inserts

Strain relief clamp - HC-B-ZG - 1685327



Strain relief clamps contact inserts of series: B-, BB-, D 40, D 64, DD and HV, straight cable exit

Strain relief clamp - HC-B-ZS - 1685330



Strain relief clamps contact inserts of series: B-, BB-, D 40, D 64, DD and HV, lateral cable exit

Plug assembly frame

Connector assembly frame - HC-SMR-B16 - 1687972



HEAVYCON connector assembly frame, for contact inserts of type B16

Plug mounting plate

Connector assembly frame - HC-SMP 125-B16-AMQ - 1660973




HEAVYCON connector assembly frame with panel mounting base with double locking latch, for contact inserts of type B16

Contact insert - HC-B 16-I-DT-M - 1648254

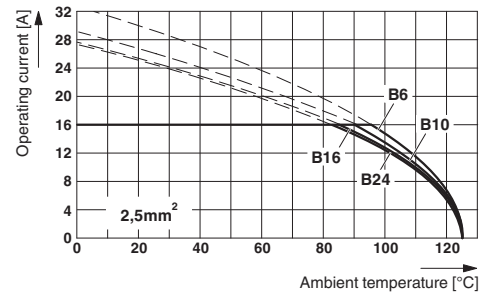
Accessories

Drawings

Schematic diagram

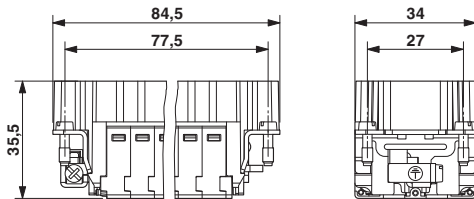


Diagram



Derating diagram: HC-B...DT series

Dimensioned drawing



HC-B 16-ESTZ male insert

Dimensioned drawing

